


MAX-FOH 0.6/1kV

Insulated, sheathed



- Conductor**
- Plain annealed copper
 - Class 2
 - Circular or compact

Application & Features

For use in most power and control circuits. Features XLPE Insulation for high operating temperatures, thermal short circuit rating and durability.

Thermal Characteristics

Operating Temperature

-15°C to 90°C

Installation Temperature

0°C to 50°C


Short Circuit Temperature

250°C

Identification



Outer Sheath



Insulation Colour



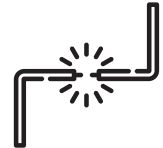
UV Resistance



Anti-Termite



Anti-Rodent



Other Sheath colours are available

Optional Features

Bending Radius

Minimum bending radius
6 x overall diameter

Performance Characteristics

Reference Standard:
IEC 60502-1

Circuit Integrity:
IEC 60331
SS 299-1 Cat C, W, Z
BS 6387 -Cat C, W, Z

Flame Retardant:
IEC 60332-1, 60332-3
Halogen-free:
IEC 60754-1

Corrosive gas-free:
IEC 60754-2
Low Smoke Density:
IEC 61034-2

Cable Size	Insulation Thickness	Sheath Thickness	Cable Overall Diameter	Cable Weight	Max Conductor Resistance at 20°C
mm ²	mm	mm	mm	kg/km	ohm/km
1x1.5	0.7	1.4	6.7	63	12.10
1x2.5	0.7	1.4	7.1	75	7.41
1x4	0.7	1.4	7.7	96	4.61
1x6	0.7	1.4	8.2	110	3.08
1x10	0.7	1.4	9.1	160	1.83
1x16	0.7	1.4	10.2	220	1.15
1x25	0.9	1.4	11.9	330	0.727
1x35	0.9	2.0	14.4	460	0.524
1x50	1.0	2.0	15.9	600	0.387
1x70	1.1	2.1	18.1	810	0.268
1x95	1.1	2.2	20.2	1000	0.193
1x120	1.2	2.3	22.0	1300	0.153
1x150	1.4	2.4	24.4	1600	0.124
1x185	1.6	2.5	26.7	1900	0.0991
1x240	1.7	2.6	29.6	2500	0.0754
1x300	1.8	2.7	31.7	3200	0.0601
1x400	2.0	2.9	36.4	4000	0.047
1x500	2.2	3.1	40.4	5000	0.0366
1x630	2.4	3.3	45.1	6400	0.0283